

How to Change Your Self-Funded Retirement Plan – 403(b) Contribution Percent Online



Your Tufts University-Funded Retirement Plan – 401(a) and the Self-Funded Retirement Plan- 403(b) are important benefits. You need the right information, resources, and support to help you make decisions with confidence.

The following steps will help you to change your Self-Funded Retirement Plan – 403(b) contribution percent.

Regardless of whether you use Fidelity and/or TIAA as your investment vendor, you can visit www.netbenefits.com/tuftsuniversity to view all your Tufts University Retirement Plan details all in one place. You can also call the Retirement Service Center at **800-343-0860** for assistance, Monday through Friday from 8:30 a.m. to midnight ET.

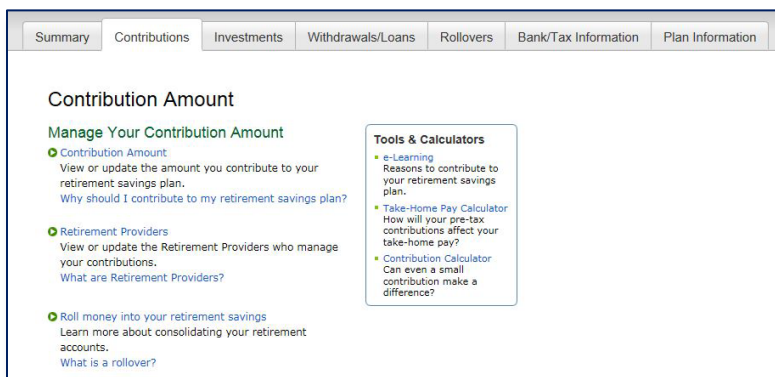
A screenshot of the Tufts University retirement benefits website. At the top, there is a login section with fields for "Username" and "Password", a "Log in" button, and links for "Remember Me", "Register", "Need Help?", and "Security Notice". Below the login section is the Tufts University logo on the left and the Fidelity Investments logo on the right. A navigation bar contains a home icon and links for "Plans & Investments", "Tools & Resources", "Contact Us", and "Meet with Us". The main content area features a large banner image of a sunset over water. On the right side of the banner, there is a text overlay that reads "Get Ready for Your Future" in large white font, followed by "Enroll in your workplace retirement savings plan today." and a blue "Start Now" button.

How to Change Your Self-Funded Retirement Plan – 403(b)

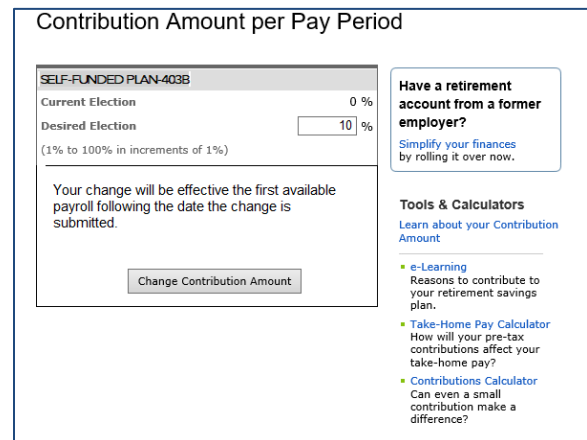
Contribution Percent

If you are **currently contributing** to the Self-Funded Retirement Plan – 403(b), you can change your contribution percentage online (only percent election is allowed – up to 2 decimal places such as 10.25%).

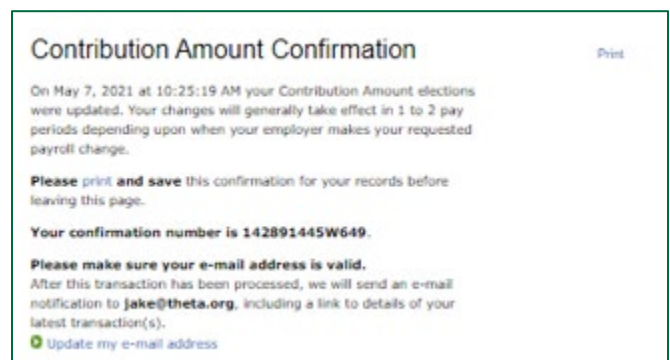
1. Log on to your account at www.netbenefits.com/tuftsuniversity.
2. From the home page, click the *Quick Links* drop-down menu next to the 403(b) Plan and select *Contribution Amount*.



3. Enter the desired election percentage. Click *Change Contribution Amount*.



4. *Contribution Amount Confirmation* will appear for you to print for your records.



Need Help?

Call **800-343-0860** to speak with a Fidelity Representative, Monday through Friday from 8:30 a.m. to Midnight ET.

You can also visit www.netbenefits.com/tuftsuniversity to view plan details.

Investing involves risk, including risk of loss.

Screenshots are for illustrative purposes only.

System availability and response times may be subject to market conditions.

The trademarks and service marks appearing herein are the property of their respective owners. All other trademarks and service marks are the property of FMR LLC or an affiliated company and may be registered.

Fidelity Investments and TIAA are independent entities and are not legally affiliated.

Fidelity Brokerage Services LLC, Member NYSE, SIPC, 900 Salem Street, Smithfield, RI 02917
© 2021 FMR LLC. All rights reserved.
983995.9.0